

Scaled data based on original data using
LM-79-08 Approved Method: Electrical and Photometric Measurements of Solid-
State Lighting Products

Test Report Prepared for
Cooper Lighting Solutions
(formerly Eaton)

Brand: McGRAW-EDISON

Report Number: P200275

Luminaire Tested: **GWC-AF-01-LED-E1-SL2-7050-600**

Issue Date: 3/3/2020

Test Information

Test Method: LM-79-08
Report Number: P200275
TEST IS SCALED FROM IESNA LM-79-08 TEST DATA (P24286)
Test Lab: INNOVATION CENTER P2
Issue Date: 3/3/2020
Manufacturer: COOPER LIGHTING SOLUTIONS (FORMERLY EATON)
Product Line: MCGRAW-EDISON
Catalog Number: GWC-AF-01-LED-E1-SL2-7050-600
Description: GALLEON WALL LUMINAIRE
(1) 70 CRI, 5000K, 615mA LIGHTSQUARE WITH 16 LEDS EACH AND TYPE II SPILL
LIGHT ELIMINATOR OPTICS
Light Source: -
Ballast/Driver: ELECTRONIC DRIVER

Summary

Lumens per Lamp: N/A
Luminaire Lumens: 4102 lumens
Efficiency: N/A
Efficacy: 120.6 lumens/watt
Luminous Opening: Rectangular (W 0.5' x L: 0.5' x H: 0')
IES Classification: Type II - Short - Semi-Cutoff
BUG Rating: B1 - U0 - G1

Input Watts (W): 34
Input Voltage (V): NR
Input Current (Ain): NR
Voltage Rise (V): NR
Power Factor: NR
Total Harmonic Distortion (THDi): NR
Frequency (hertz): 60
Stabilization Time: NR
Operation Time: NR
Ambient Temperature (°C): NR
Test Distance: 25 FT

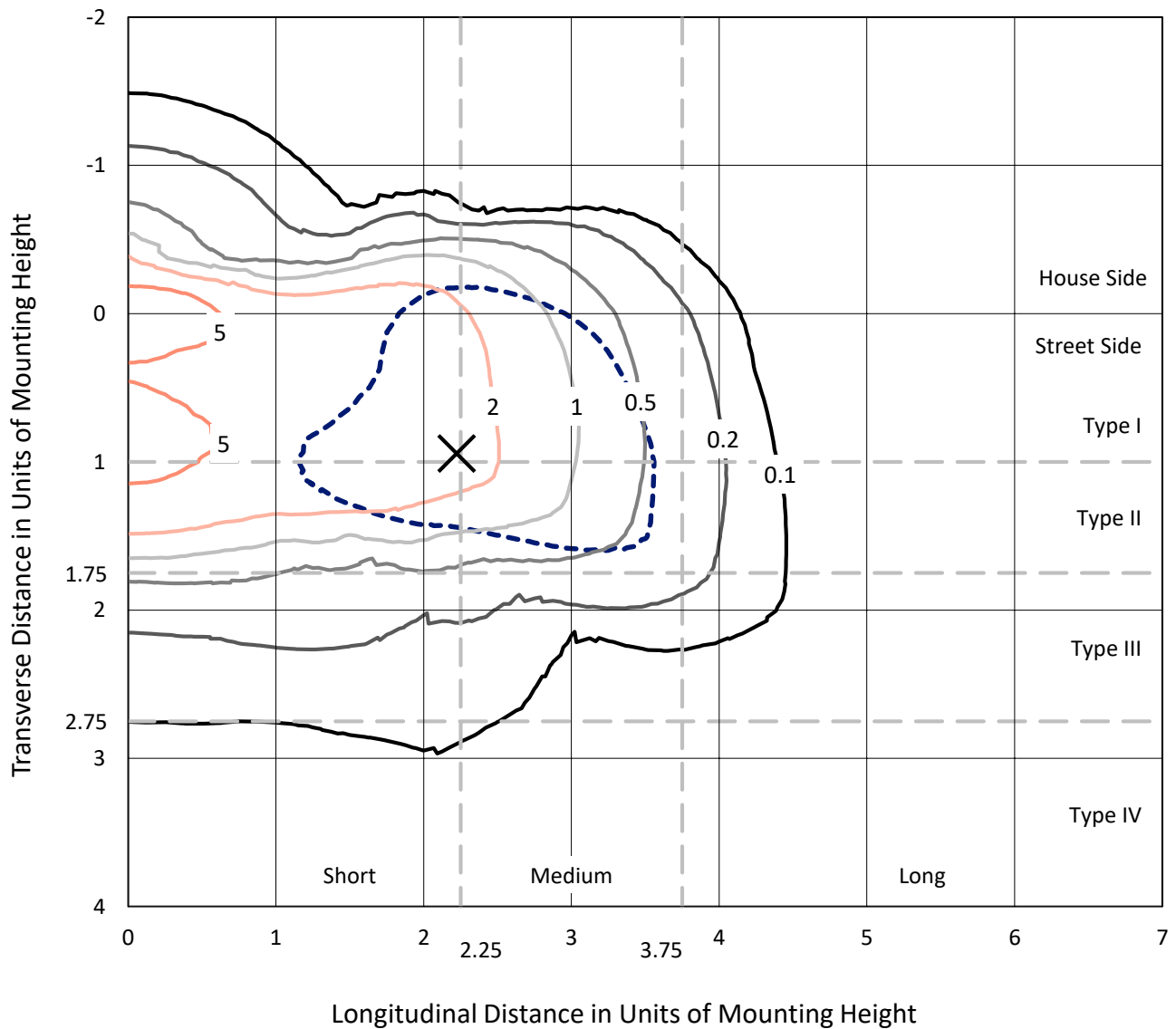


REPORT NUMBER: P200275

CATALOG NUMBER: GWC-AF-01-LED-E1-SL2-7050-600

Iso-Footcandle Lines of Horizontal Illumination

× Max cd
 - - - 1/2 Max cd

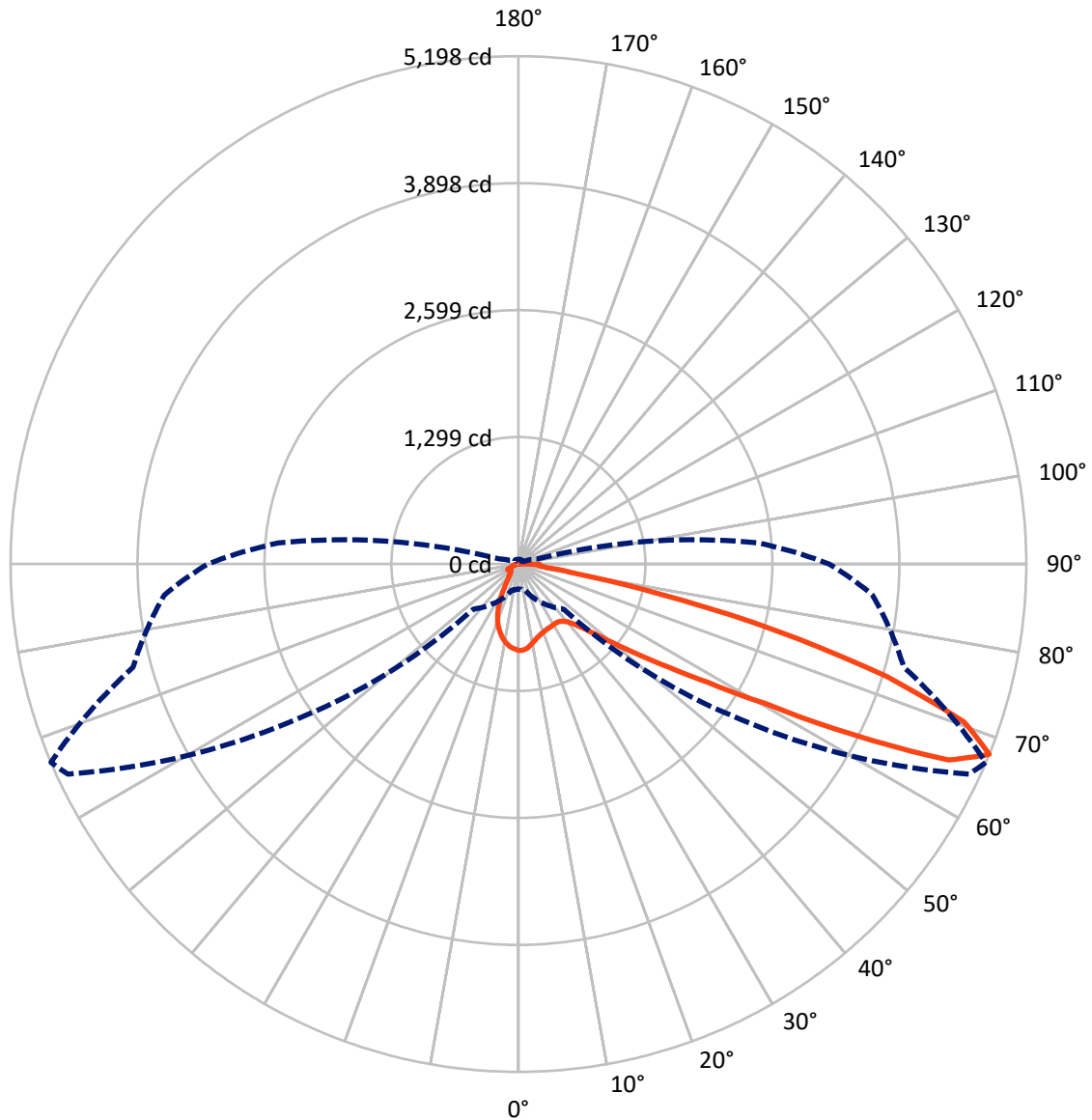


Based on 10 foot mounting height. Maximum calculated value = 8.8 fc
 Type II - Short - Semi-Cutoff

REPORT NUMBER: P200275

CATALOG NUMBER: GWC-AF-01-LED-E1-SL2-7050-600

Luminous Intensity Polar Plot



— Vertical Plane Through 67-Deg Lateral - - - Horizontal Cone Through 67.5-Deg Vertical

REPORT NUMBER: P200275

CATALOG NUMBER: GWC-AF-01-LED-E1-SL2-7050-600

FLUX DISTRIBUTION:

		Downward	Upward	Total
House Side	Lumens	679.7	0.0	679.7
	% Fixture	16.6	0.0	16.6
Street Side	Lumens	3422.3	0.0	3422.3
	% Fixture	83.4	0.0	83.4
Total	Lumens	4102.0	0.0	4102.0
	% Fixture	100.0	0.0	100.0

ZONAL LUMENS:

Zone	Lumens	% Fixture
0°-10°	75.5	1.8
10°-20°	174.7	4.3
20°-30°	236.8	5.8
30°-40°	336.6	8.2
40°-50°	563.1	13.7
50°-60°	890.8	21.7
60°-70°	1134.8	27.7
70°-80°	594.4	14.5
80°-90°	95.3	2.3
90°-100°	0.0	0.0
100°-110°	0.0	0.0
110°-120°	0.0	0.0
120°-130°	0.0	0.0
130°-140°	0.0	0.0
140°-150°	0.0	0.0
150°-160°	0.0	0.0
160°-170°	0.0	0.0
170°-180°	0.0	0.0
0°-90°	4102.0	100.0
0°-180°	4102.0	100.0

Coefficient of Utilization



REPORT NUMBER: P200275

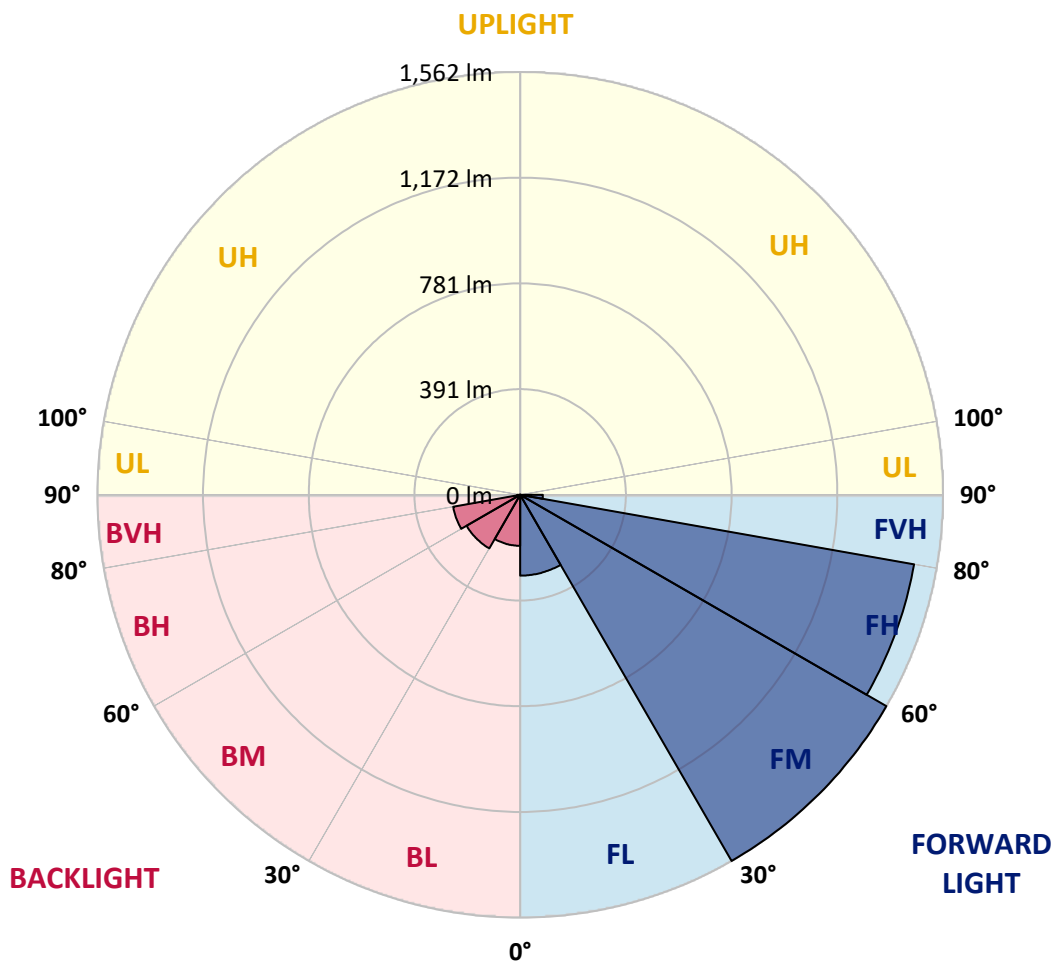
CATALOG NUMBER: GWC-AF-01-LED-E1-SL2-7050-600

LUMINAIRE CLASSIFICATION SYSTEM LUMEN TABLE AND BUG RATING:

Zone		Lumens	% Fixture	Zone Rating/Lumen Limit		
				B	U	G
FL	(0°-30°)	298.5	7.3			
FM	(30°-60°)	1562.1	38.1			
FH	(60°-80°)	1477.9	36.0			G1/1800
FVH	(80°-90°)	83.8	2.0			G1/100
BL	(0°-30°)	188.4	4.6	B1/500		
BM	(30°-60°)	228.4	5.6	B1/1000		
BH	(60°-80°)	251.4	6.1	B1/500		G1/500
BVH	(80°-90°)	11.5	0.3			G1/100
UL	(90°-100°)	0.0	0.0		U0/0	
UH	(100°-180°)	0.0	0.0		U0/0	

BUG Rating: B1-U0-G1

Type II Short





REPORT NUMBER: P200275

CATALOG NUMBER: GWC-AF-01-LED-E1-SL2-7050-600

CANDELA DISTRIBUTION (FULL):

	0°	5°	15°	25°	35°	45°	55°	65°	67°	75°	85°
0°	884.8	884.8	884.8	884.8	884.8	884.8	884.8	884.8	884.8	884.8	884.8
2.5°	848.4	849.8	854.2	857.1	869.8	875.3	879.1	883.0	883.6	885.4	883.6
5°	759.4	762.4	770.7	780.0	804.7	824.1	844.5	865.8	869.6	883.4	887.2
7.5°	690.4	689.6	696.5	707.6	732.9	759.8	795.6	837.9	846.2	877.1	892.1
10°	640.0	639.4	646.7	658.2	682.3	707.8	748.2	806.1	817.8	867.2	896.7
12.5°	602.8	603.0	610.3	623.0	647.5	673.2	714.3	775.4	790.3	855.7	901.6
15°	578.1	579.7	585.6	599.2	623.0	648.7	689.0	752.3	769.1	846.6	907.0
17.5°	569.8	572.5	574.5	584.4	604.8	630.5	670.0	735.3	753.1	840.3	911.9
20°	577.5	580.6	576.7	580.2	593.1	615.8	655.0	722.0	740.2	833.2	912.5
22.5°	610.5	613.3	602.0	592.1	591.3	605.0	642.7	711.4	730.2	827.9	912.7
25°	668.5	670.4	651.4	628.3	605.8	601.2	634.0	704.2	724.2	823.3	908.9
27.5°	739.8	741.2	719.3	685.3	640.2	610.3	630.9	699.9	720.7	819.3	902.4
30°	826.3	833.0	803.7	760.8	695.0	637.2	637.0	697.7	716.9	812.4	889.6
32.5°	914.9	917.8	897.5	854.0	768.9	684.5	654.0	699.3	715.9	804.1	873.5
35°	1004.7	1008.4	995.2	960.2	869.8	753.9	687.2	708.8	722.2	801.2	862.1
37.5°	1121.1	1125.9	1107.7	1067.3	992.6	848.0	742.4	732.7	741.4	809.3	858.7
40°	1304.9	1302.7	1249.5	1189.2	1126.9	968.3	821.3	773.1	778.2	835.4	869.2
42.5°	1519.0	1513.5	1421.9	1327.2	1274.6	1114.0	925.7	843.3	842.3	886.8	906.2
45°	1689.7	1685.2	1602.7	1486.0	1443.9	1279.9	1060.6	947.9	940.4	968.3	974.6
47.5°	1782.1	1782.3	1734.8	1639.5	1638.5	1490.6	1233.9	1099.2	1086.3	1099.4	1092.7
50°	1749.8	1754.0	1748.9	1718.6	1816.1	1767.0	1460.3	1310.2	1284.1	1297.0	1271.4
52.5°	1593.2	1598.7	1628.6	1675.1	1890.8	2100.9	1792.8	1572.4	1542.0	1537.4	1508.8
55°	1315.7	1322.3	1383.4	1509.8	1828.6	2325.3	2317.6	1906.5	1858.2	1814.3	1802.2
57.5°	906.8	918.0	1016.3	1204.0	1627.8	2393.0	2942.4	2382.9	2284.6	2131.3	2134.1
60°	511.2	524.1	640.0	810.6	1222.4	2319.4	3417.8	3104.5	2896.9	2502.5	2523.5
62.5°	325.1	339.0	427.0	563.2	733.5	1922.9	3612.6	4107.6	3844.0	2960.0	2980.7
65°	263.2	269.2	310.7	464.8	532.6	1158.5	3464.7	4933.9	4835.6	3540.8	3444.5
67.5°	256.9	258.9	280.4	390.2	510.8	651.2	2763.6	5088.5	5197.5	4083.1	3637.7
70°	253.9	260.9	316.0	372.4	489.1	549.2	1660.8	4664.9	4837.0	4224.9	3380.6
72.5°	123.2	122.8	159.0	336.8	551.0	569.6	853.2	3774.4	3947.2	3660.3	2778.0
75°	99.3	90.8	86.8	123.4	529.8	588.2	543.7	2597.1	2722.1	2454.1	1707.7
77.5°	94.3	84.2	77.1	77.3	223.9	623.8	460.6	1437.4	1473.8	1108.5	467.9
80°	78.1	68.8	63.7	71.8	108.4	594.1	498.0	650.5	596.9	272.3	155.8
82.5°	54.2	49.4	47.9	60.3	86.8	423.4	579.1	349.5	293.1	136.3	96.1
85°	34.6	29.5	32.8	43.9	67.6	195.4	596.5	272.5	216.6	86.6	54.2
87.5°	16.0	12.9	16.2	24.3	44.1	67.4	567.6	306.1	223.1	45.7	34.2
90°	0.0	0.0	0.0	0.0	0.0	0.0	0.0	0.0	0.0	0.0	0.0



REPORT NUMBER: P200275

CATALOG NUMBER: GWC-AF-01-LED-E1-SL2-7050-600

CANDELA DISTRIBUTION (continued):

	90°	95°	105°	115°	125°	135°	145°	155°	165°	175°	180°
0°	884.8	884.8	884.8	884.8	884.8	884.8	884.8	884.8	884.8	884.8	884.8
2.5°	885.2	881.4	878.3	872.7	866.4	860.3	854.9	848.0	846.0	844.1	847.0
5°	888.0	884.2	873.1	855.7	836.4	818.4	800.4	785.1	775.6	770.3	773.3
7.5°	892.3	886.8	863.8	831.8	797.2	765.6	733.1	707.0	687.8	678.7	681.3
10°	896.1	885.6	848.0	800.0	749.5	702.5	651.2	608.7	577.1	560.5	564.6
12.5°	897.7	880.9	825.9	760.4	691.0	622.2	546.6	483.1	437.7	421.2	417.7
15°	899.4	875.7	801.7	715.3	620.4	523.1	417.1	341.1	303.4	295.1	293.3
17.5°	899.8	866.6	774.1	666.3	537.7	405.2	285.2	236.9	237.1	250.4	252.0
20°	895.5	853.0	740.8	605.4	438.6	280.2	195.8	187.5	218.1	251.4	255.5
22.5°	885.8	835.0	702.9	534.4	325.1	184.5	151.5	160.6	200.1	240.9	245.6
25°	873.5	813.2	658.2	452.1	215.2	131.9	127.0	138.2	164.9	192.2	194.8
27.5°	856.7	787.3	608.1	357.8	139.8	108.6	111.9	119.3	130.3	142.4	143.6
30°	835.0	756.3	554.5	260.9	105.6	97.7	102.4	106.4	111.1	117.9	118.5
32.5°	810.1	726.6	499.4	180.2	93.7	92.0	95.7	97.7	101.3	105.6	106.0
35°	789.3	698.3	442.4	127.4	88.6	87.8	90.2	91.0	94.5	99.1	99.5
37.5°	777.4	675.2	383.5	102.8	85.2	83.9	85.4	85.4	90.2	97.1	98.1
40°	778.2	662.5	324.7	92.8	82.3	80.7	80.9	80.9	87.2	94.7	95.3
42.5°	800.2	665.7	272.5	89.0	80.1	78.3	77.3	77.9	83.1	88.0	88.4
45°	852.0	688.6	223.5	86.6	77.9	77.3	75.0	74.8	76.9	79.1	79.1
47.5°	937.0	733.7	190.3	85.0	76.1	75.9	73.2	70.6	70.4	71.2	71.2
50°	1075.1	811.4	168.1	83.1	74.8	73.2	70.2	66.1	64.7	65.3	65.3
52.5°	1282.3	949.9	159.6	80.7	72.2	69.6	66.1	62.1	60.9	61.1	61.1
55°	1553.9	1162.7	158.4	77.9	69.4	65.1	62.3	59.3	57.9	58.3	58.3
57.5°	1885.9	1457.1	180.0	73.4	65.5	60.7	59.1	57.0	56.0	56.6	56.4
60°	2289.5	1842.2	267.0	68.8	61.7	56.6	56.6	55.0	54.2	54.8	54.6
62.5°	2754.3	2284.6	375.4	65.3	57.7	53.4	54.2	53.4	52.6	53.0	52.8
65°	3166.6	2572.9	351.6	62.7	53.6	50.4	51.8	51.4	50.8	51.2	51.0
67.5°	3178.5	2466.0	197.4	59.9	49.8	47.3	49.4	49.2	48.8	49.2	49.0
70°	2836.6	2082.3	111.3	54.6	45.7	43.7	46.5	46.3	45.9	46.7	46.5
72.5°	2272.7	1511.1	81.3	48.1	41.7	39.8	43.1	42.9	42.9	44.1	43.5
75°	1307.8	777.6	64.9	41.3	37.4	36.0	38.8	39.0	39.4	41.1	39.8
77.5°	372.8	242.3	53.0	35.0	32.2	31.6	34.4	34.8	35.0	36.8	35.2
80°	138.6	111.7	43.7	29.3	26.3	26.5	29.1	29.7	29.9	31.8	29.7
82.5°	88.4	73.6	35.4	22.7	20.6	20.4	23.7	24.5	24.5	24.7	23.5
85°	51.6	44.1	26.7	16.4	14.6	14.0	17.6	19.0	18.4	18.0	17.2
87.5°	34.6	30.3	16.4	9.1	7.9	7.5	10.3	11.3	10.9	10.3	9.7
90°	0.0	0.0	0.0	0.0	0.0	0.0	0.0	0.0	0.0	0.0	0.0

(END OF REPORT)